

Atomic fountain as frequency standard

Seminari Dottorandi XXXII ciclo 08/06/17

Umberto Giacomelli



TABLE OF CONTENTS

INTRODUCTION

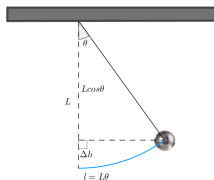
ATOMIC FOUNTAIN

NIST-F2

FUTURE DEVICES

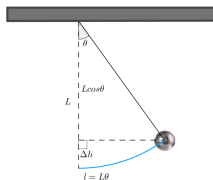
Why frequency standard

- Metrology
- Physics experiment
- Navigation system



Why frequency standard

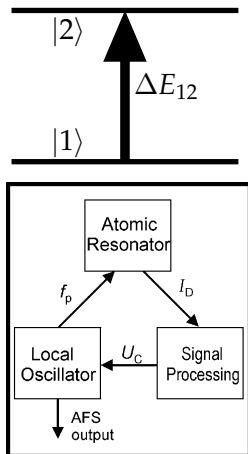
- Metrology
- Physics experiment
- Navigation system



Kind of frequency standard

- Radio-frequency
- Optic

ATOMIC FREQUENCY STANDARD (AFS)



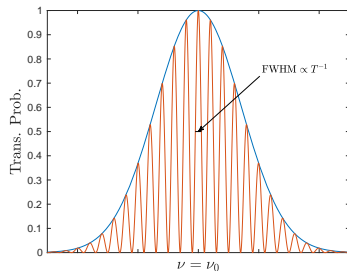
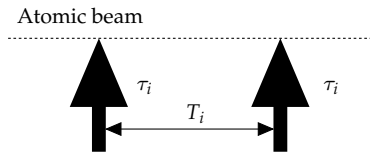
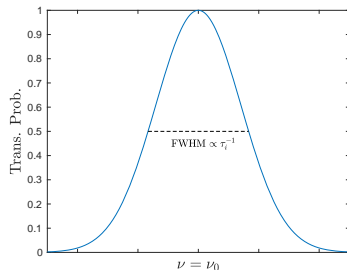
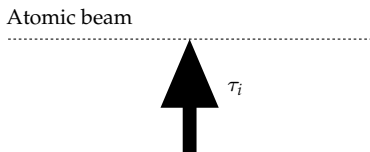
$$f = \frac{\Delta E_{12}}{h}$$

- ▶ f_p : probing frequency
- ▶ I_D : delivered response of atomic resonator in dependence of f_p
- ▶ U_C : LO Control signal generated by processing I_D

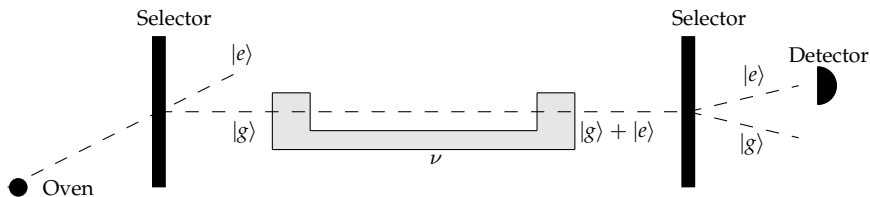
Scheme of the function of an AFS

Fig 5 from A. Bauch, H. R. Telle, Rep. Prog. Phys. **65** 789 (2002)

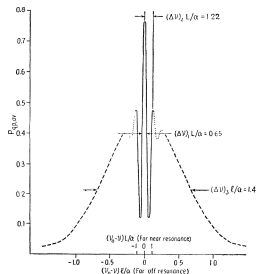
RAMSEY'S IDEA



RAMSEY CAVITY



Readapted from Fig 18.1 of C. Cohen-Tannoudji, D. Guery-Odelin *Advances in Atomic Physics: An Overview*



Using a thermal beam of cesium atoms with a mean velocity of $\sim 100 \text{ ms}^{-1}$ we get a FWHM of 100 Hz with respect to a theoretical central frequency $\nu_0 = 9.192631770 \text{ GHz}$

Fig 18.1 of N. F. Ramsey, *Phys. Rev.* **78** 695 (1950)

REQUIREMENTS FOR A GOOD AFS

- ▶ Small natural linewidth of the transition
- ▶ Long interaction time of the atomic absorber with the probing radiation (or low velocity of the probed atoms)
- ▶ High signal-to-noise ratio in order to minimize statistical fluctuations in the signal used for control of the LO
- ▶ Minimal dependency of the atomic eigenstates energy to electric and magnetic fields

COOLING

Doppler

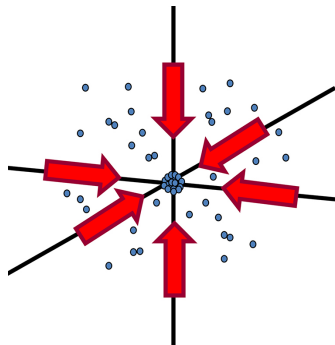


Fig 4.1 from D. L. Andrews, D. S. Bradshaw, Optical Nanomanipulation

Sisyphus

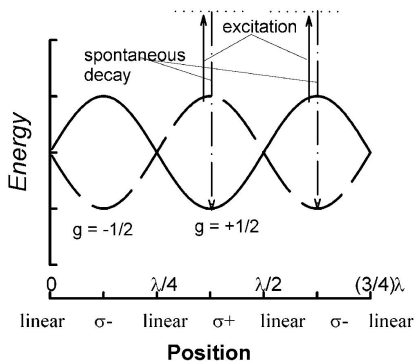


Fig 5 from A. Bauch, H. R. Telle, Rep. Prog. Phys. 65 789 (2002)

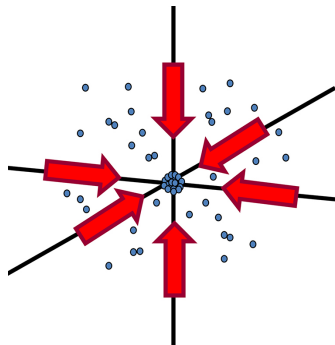
COOLING
Doppler

Fig 4.1 from D. L. Andrews, D. S. Bradshaw, Optical Nanomanipulation

Sisyphus

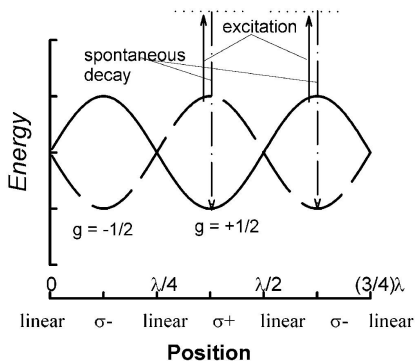


Fig 5 from A. Bauch, H. R. Telle, Rep. Prog. Phys. 65 789 (2002)

In the case of cesium the final temperature is $\sim 2\mu\text{K}$ corresponding to speed of 11mms^{-1}

FOUNTAIN CONFIGURATION

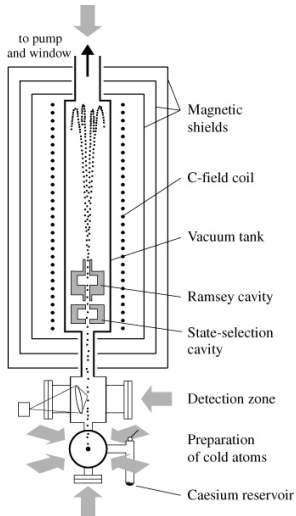


Fig 3 from R. Wynands, S. Weyers, *Metrologia* **42** (3) S64 (2005)

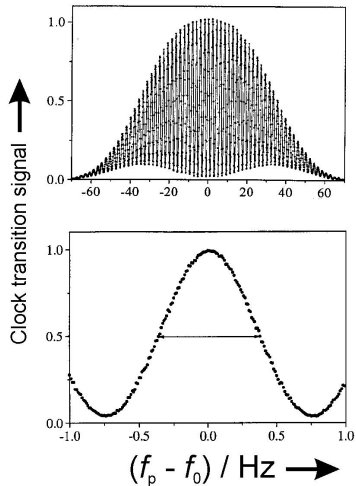
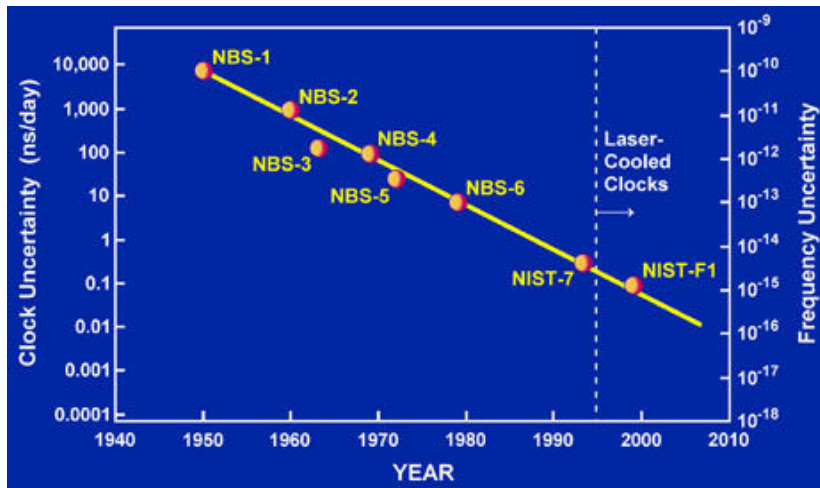


Fig 8 from A. Bauch, H. R. Telle, *Rep. Prog. Phys.* **65** 789 (2002)

COMPARISON



NIST-F2 APPARATUS

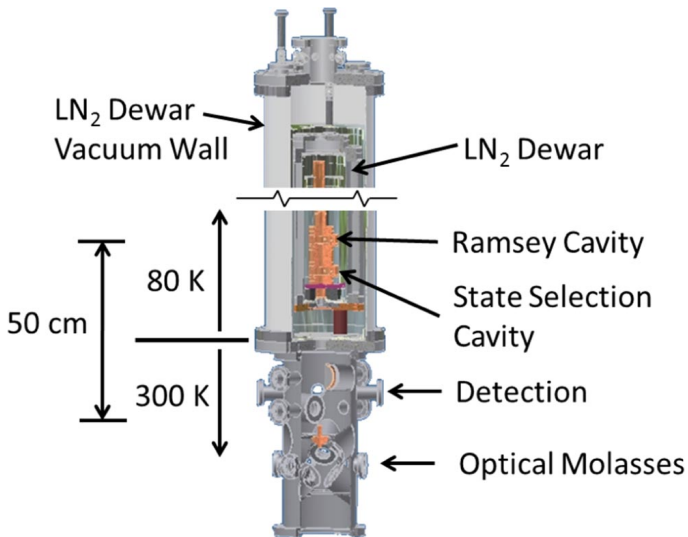


Fig 2 from T. P. Heavner et al Metrologia 51 (3) 174 (2014)

NIST-F2 UNCERTAINTIES AND STABILITY

Fractional Uncertainties type A $0.44 \cdot 10^{-15}$ type B $0.16 \cdot 10^{-15}$

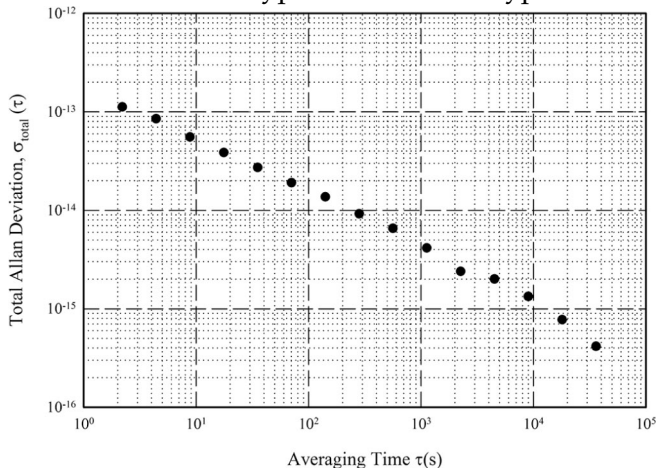
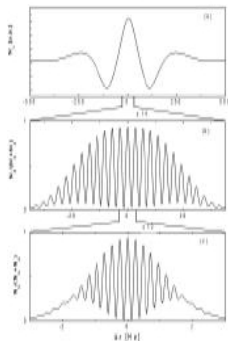



Fig 1 from T. P. Heavner et al Metrologia 51 (3) 174 (2014)

ATOMIC CLOCK ENSEMBLE IN SPACE (ACES)



- **Thermal beam :**
 $v = 100 \text{ m/s}$, $T = 5 \text{ ms}$ $\Delta\nu = 100 \text{ Hz}$
- **Fountain :**
 $v = 4 \text{ m/s}$, $T = 0.5 \text{ s}$ $\Delta\nu = 1 \text{ Hz}$
- **PHARAO :**
 $v = 0.05 \text{ m/s}$, $T = 5 \text{ s}$ $\Delta\nu = 0.1 \text{ Hz}$

THANK YOU FOR YOUR ATTENTION

REFERENCES

T. P. Heavner et al *Metrologia* **51** (3) 174 (2014)

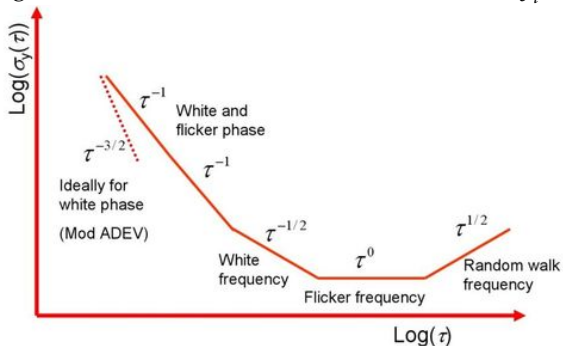
A. Bauch, H. R. Telle, *Rep. Prog. Phys.* **65** 789 (2002)

C. Cohen-Tannoudji, D. Guery-Odelin *Advances in Atomic Physics:
An Overview*

ALLAN DEVIATION

$$\sigma_y(\tau) = \sqrt{\frac{1}{2(M-1)} \sum_{i=1}^{M-1} (\bar{y}_{i+1} - \bar{y}_i)^2}$$

where τ is the observation period, \bar{y}_i is the i th fractional frequency average over τ , M is the number of values in the \bar{y}_i series



Physical effect	Magnitude	Uncertainty
Gravitational redshift	179.87	0.03
Second-order Zeeman	286.06	0.02
Blackbody radiation	-0.087	0.005
Spin-exchange (low density)	-0.71	0.24
Spin-exchange non-linearity	0	0.02
Microwave amplitude effects		
Distributed cavity phase shift (DCPS)		
m = 0	<0.01	<0.01
m = 1	0	0.028
m = 2	0	0.02
Microwave power	<0.01	0.08
Microwave spurious	0	0.05
Cavity pulling	0.015	0.015
Rabi pulling	<0.01	<0.01
Ramsey pulling	<0.01	<0.01
Majorana transitions	<0.01	<0.01
Fluorescence light shift	<0.01	<0.01
Dc Stark effect	<0.01	<0.01
Background gas collisions	<0.01	<0.01
Bloch-Siegert	<0.01	<0.01
Integrator offset	<0.01	<0.01

Tab 1 from T. P. Heavner et al Metrologia **51** (3) 174 (2014)