



# Neutrino Astronomy and the KM3NeT Experiment: An Introduction

**ANKUR SHARMA**  
UNIVERSITY OF PISA

21 September 2017

# Overview

- Neutrino Fundamentals
- Neutrino Astronomy
- Neutrino Detectors
- Introduction to the KM3NeT Experiment
- Data Analysis with KM3NeT ARCA
- Future Goals for KM3NeT ARCA

# Neutrinos – The elusive ones

- ‘The neutral little ones’, predicted in 1930 by Pauli, first detected only in 1956
- Open up the farthest reaches of the Universe, as well as the deeply shrouded interiors of stars, for investigation
- Yet to be fully understood themselves
- Require very demanding detection techniques
- A very important instrument, in the present era of multi-messenger astronomy

# Neutrinos – Quick Overview

- Fundamental Properties:
  1.  $Q_{EM} = 0$  (neutral)
  2. Non-zero mass
  3. Weakly interacting (charged & neutral current)
  4. Leptons, 3 known flavors ( $\nu_e, \nu_\mu, \nu_\tau$ )
  5. Flavor Oscillation
  6. Only left-handed observed

# Neutrino Oscillations

- The PMNS Matrix – Relates the flavor and mass eigenstates

$$\begin{pmatrix} \nu_e \\ \nu_\mu \\ \nu_\tau \end{pmatrix} = \begin{pmatrix} U_{e1} & U_{e2} & U_{e3} \\ U_{\mu1} & U_{\mu2} & U_{\mu3} \\ U_{\tau1} & U_{\tau2} & U_{\tau3} \end{pmatrix} \begin{pmatrix} \nu_1 \\ \nu_2 \\ \nu_3 \end{pmatrix}$$

- Can be parametrized - 3 mixing angles ( $\theta_{ij}$ ) and the phase angle  $\delta$

$$\begin{bmatrix} 1 & 0 & 0 \\ 0 & c_{23} & s_{23} \\ 0 & -s_{23} & c_{23} \end{bmatrix} \begin{bmatrix} c_{13} & 0 & s_{13}e^{-i\delta_{CP}} \\ 0 & 1 & 0 \\ -s_{13}e^{i\delta_{CP}} & 0 & c_{13} \end{bmatrix} \begin{bmatrix} c_{12} & s_{12} & 0 \\ -s_{12} & c_{12} & 0 \\ 0 & 0 & 1 \end{bmatrix} \\ = \begin{bmatrix} c_{12}c_{13} & s_{12}c_{13} & s_{13}e^{-i\delta_{CP}} \\ -s_{12}c_{23} - c_{12}s_{23}s_{13}e^{i\delta_{CP}} & c_{12}c_{23} - s_{12}s_{23}s_{13}e^{i\delta_{CP}} & s_{23}c_{13} \\ s_{12}s_{23} - c_{12}c_{23}s_{13}e^{i\delta_{CP}} & -c_{12}s_{23} - s_{12}c_{23}s_{13}e^{i\delta_{CP}} & c_{23}c_{13} \end{bmatrix}.$$

$$\begin{aligned} c_{ij} &= \cos_{ij}\theta \\ s_{ij} &= \sin_{ij}\theta \end{aligned}$$

# Neutrino Physics - State of the Art

- Open Questions:
  1. Precise measurement of mixing angles
  2. Measuring the CP-violation phase ( $\delta$ )
  3. Determining neutrino mass hierarchy (normal or inverted)
  4. Determining absolute neutrino masses
  5. Majorana or Dirac??
  6. Sterile neutrinos??
- Other than that, large detectors are exploring the Universe using astrophysical neutrinos

# Neutrino Astronomy: Sources

Many astronomical sources  
believed to be neutrino emitters

Possible sources include galactic  
(stars, SNRs, galactic centre, diffuse  
emission), extragalactic (AGNs,  
GRBs, SN etc.) and cosmological  
(CNB)

Only two confirmed so far – Sun  
and a Supernova (1987A)

Apart from the CNB  $\nu$ -flux, rest of  
the sources emit neutrinos at higher  
energies

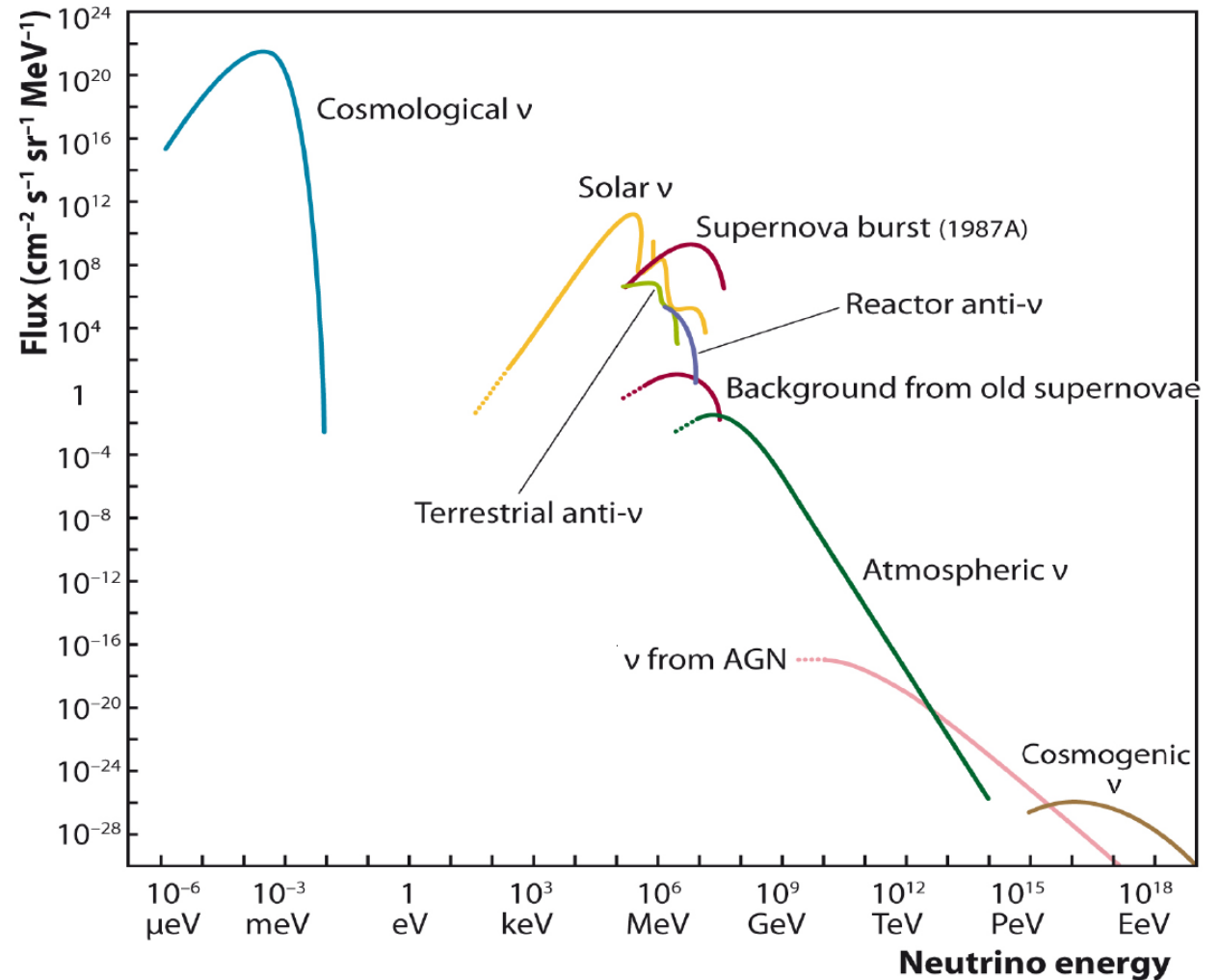


Fig. 1: The neutrino energy spectrum

# Neutrino Astronomy - Background

- Major background – Atmospheric neutrinos
- For sea-based experiments: K40 decays, bioluminescence
- For purified water-based experiments: Water impurities
- The overlapping neutrino spectrum means that the signal for one experiment can be the background for another



# Detectors for Neutrinos

- Scintillators
- Radio-chemical
- Tracking Calorimeters
- Cherenkov

# Scintillators

These detectors consist mostly of a liquid scintillator surrounded by PMTs

Preferably investigate the inverse beta decay channel

Examples include the Cowan-Reines (1956), KamLAND and Borexino experiments




Fig. 2: The Borexino Detector

# Radio Chemical Detection

- Involves the conversion of a nucleus to a radioactive isotope upon interaction with a neutrino
- Isotope chemically removed from solution and the conversion rate determined through the radioactive decay of the isotope
- Preferred targets are Chlorine and Gallium
- Examples of experiments include Homestake Mine, GALLEX, SAGE

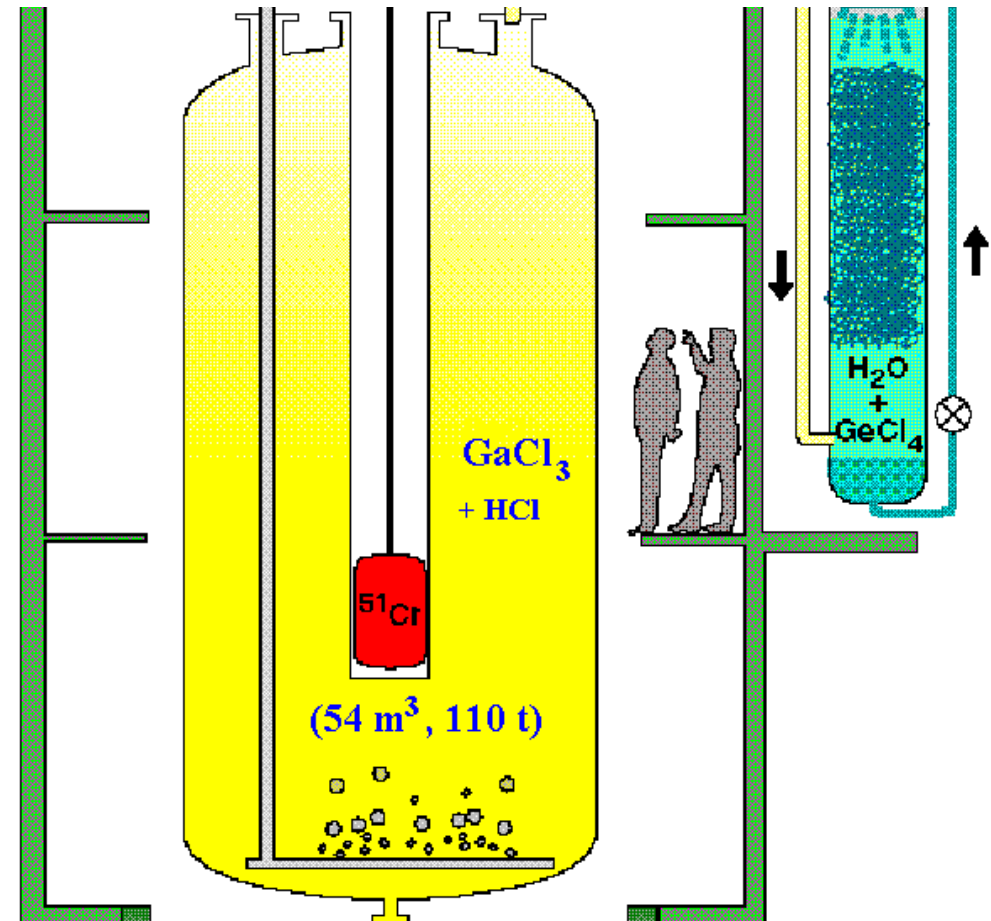


Fig. 3: The GALLEX Detector tank

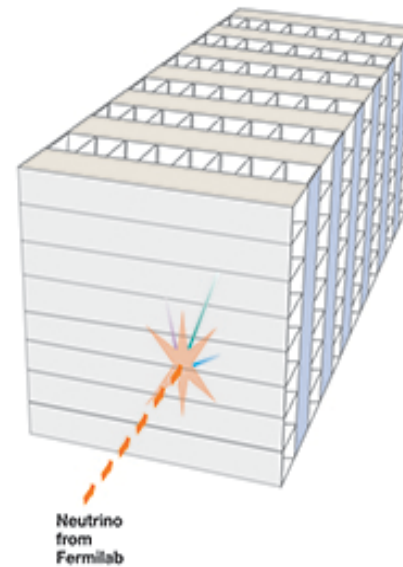
# Tracking Calorimeters

Use large volume active calorimetric detectors or absorber and detector materials in conjunction for detection and tracking

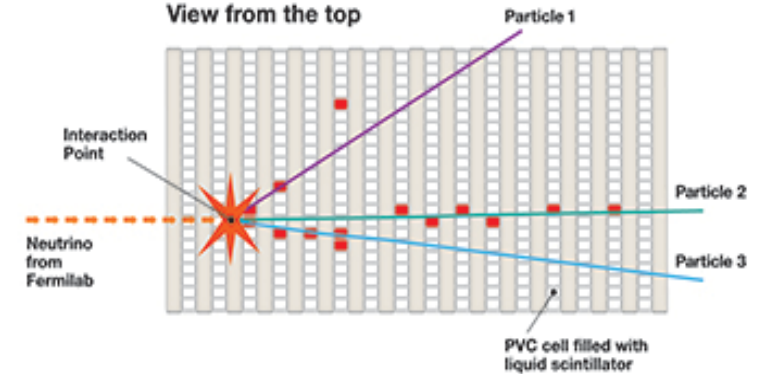
Sensitive to higher energies and essentially both neutral and charged current interactions

Examples include the MINOS and NOvA experiments

3D schematic of NOvA particle detector



View from the top



View from the side

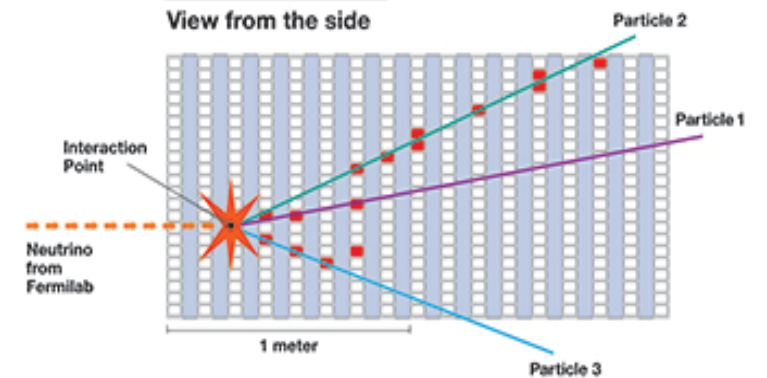


Fig. 4: Schematic of the NOvA Detector

# Cherenkov Detectors

- Use a transparent medium (water, ice) as the reaction mass and a vast array of PMTs for detection
- High-energy neutrinos react in the medium to produce their partner lepton, travelling faster than light in the medium
- The resultant Cherenkov radiation is detected by the sensitive PMTs, and a larger volume allows for reconstructing the track
- Examples include Kamiokande, IceCube, ANTARES

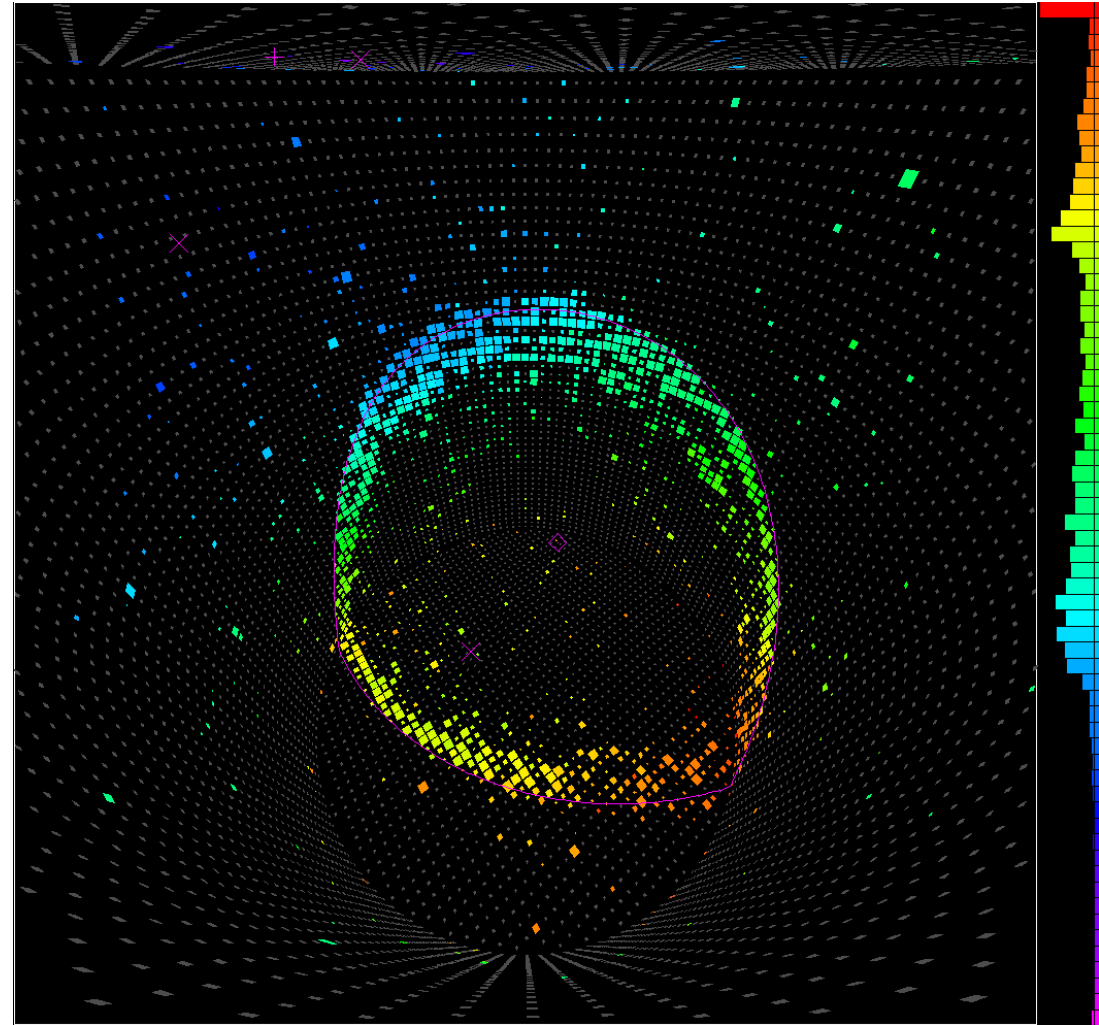


Fig. 5: A muon event in the Super-K detector

# The KM3NeT Experiment

- Next-gen Cherenkov neutrino telescope, to be built in Mediterranean Sea
- Multiple detector blocks, to be located off the coast of France (KM3NeT-Fr), Italy (KM3NeT-It) and Greece (KM3NeT-Gr)
- Objectives:
  - Astroparticle Research with ARCA
  - $\nu$ -oscillations and particle physics with ORCA
  - Marine Biology research, Oceanography and Geophysics
- Together with IceCube, will form a global neutrino observatory



# KM3NeT Detector

- Digital Optical Modules (DOMs) as the basic detector block
- Each DOM consisting of 31, 3-inch PMTs, looking at all directions
- Sensitive to all three flavors
- Energy sensitivity:  $E_\nu > 0.1 \text{ GeV}$
- Angular Resolution: upto  $0.1^\circ$
- Depth in Sea: 2.5 – 3 km
- Total detector volume upon completion:  $\sim 5 \text{ km}^3$
- ARCA: Astroparticle Research with Cosmics in the Abyss
- ORCA: Oscillation Research with Cosmics in the Abyss

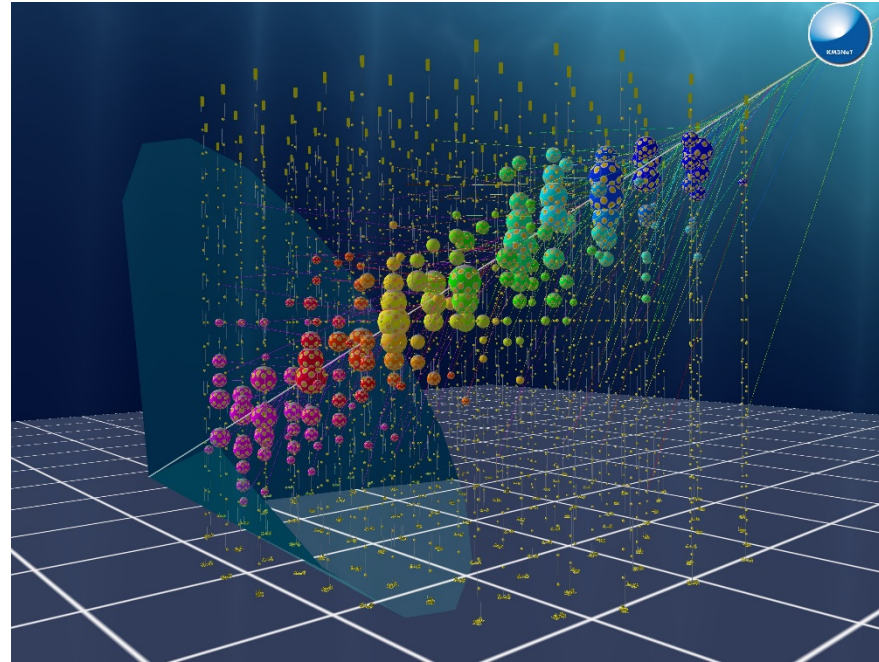


Fig. 6: Simulated event in the KM3NeT detector



Fig. 7: A DOM in KM3NeT

# Present Status

- KM3NeT-It :
  - ARCA operational in 2-string configuration since 2016
  - Detector currently not taking data due to faulty junction box
  - More strings to be deployed by the end of the year
- KM3NeT-Fr: ORCA will see its first 2 strings deployed within the week
- KM3NeT-Gr: A 8-DOM test configuration with 13” PMTs took data for 18 months before being removed from the sea earlier this year



# KM3NeT ARCA – Data Analysis

- Data from the two strings available for analysis.
- Physics runs usually of 6 hours duration each.
- Official MC also available for a part of the data.
- Suitable triggers available; L1 data majorly used for analyses

L1 hit  $\longrightarrow$  Min. two hits within  $t < 25$  ns

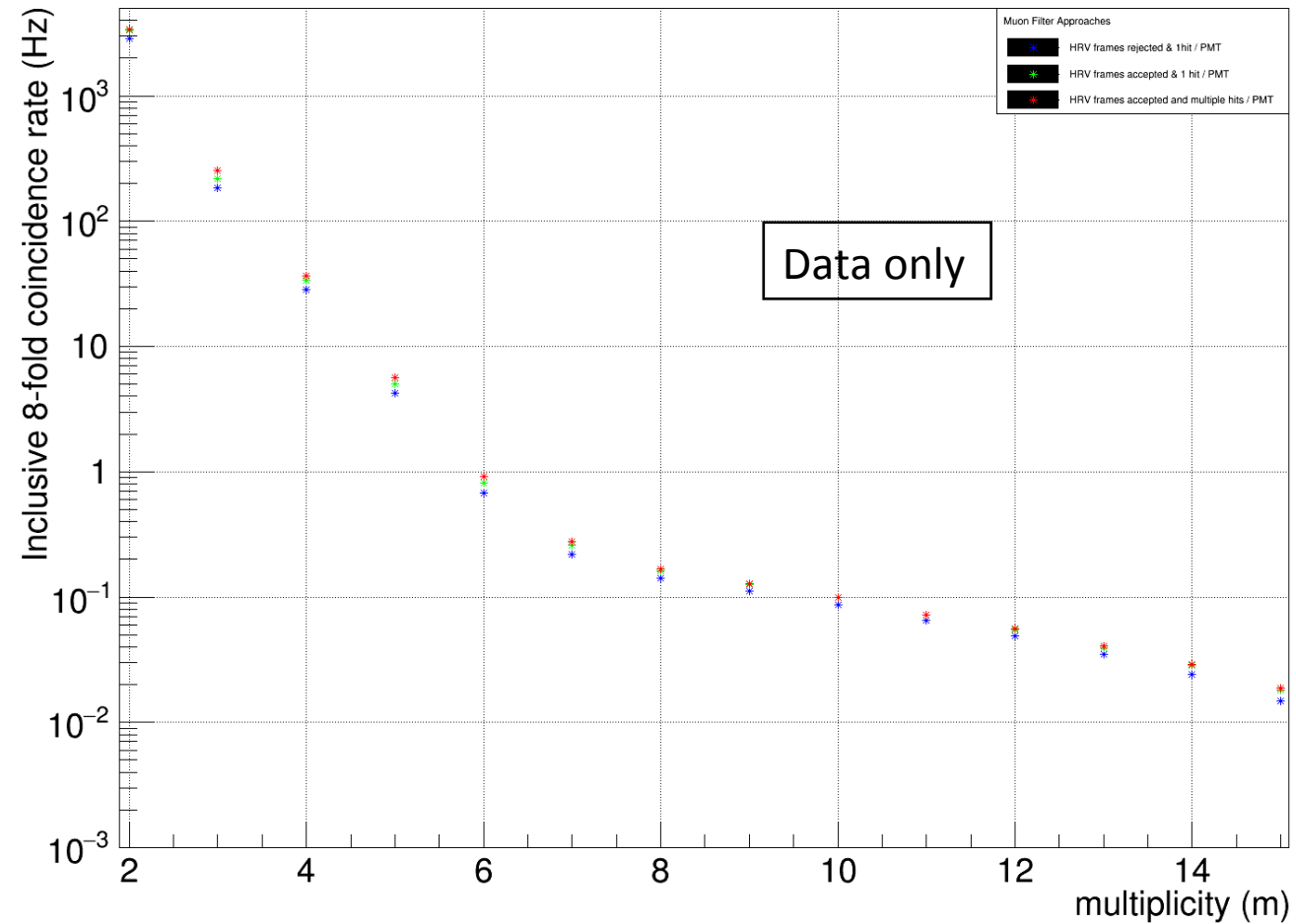
- Data validation activity ongoing
- Some official plots available after preliminary investigations

# KM3NeT ARCA – PMT & DOM Rates

- Rates of the DOMs calculated for atmospheric muons using various filter strategies
- MC statistics worth  $\sim 10$  days of data
- Multiplicity defined as the number of hits in an L1 time window
- At the 8-fold coincidence level and beyond, muon MC and data can be safely assumed to be in agreement, signalling a threshold for filtering atmospheric muons

# DOM Rates – Various strategies

Fig. 8: Inclusive m-fold DOM rate vs. multiplicity (S1F1)



# ARCA – Data vs. MC

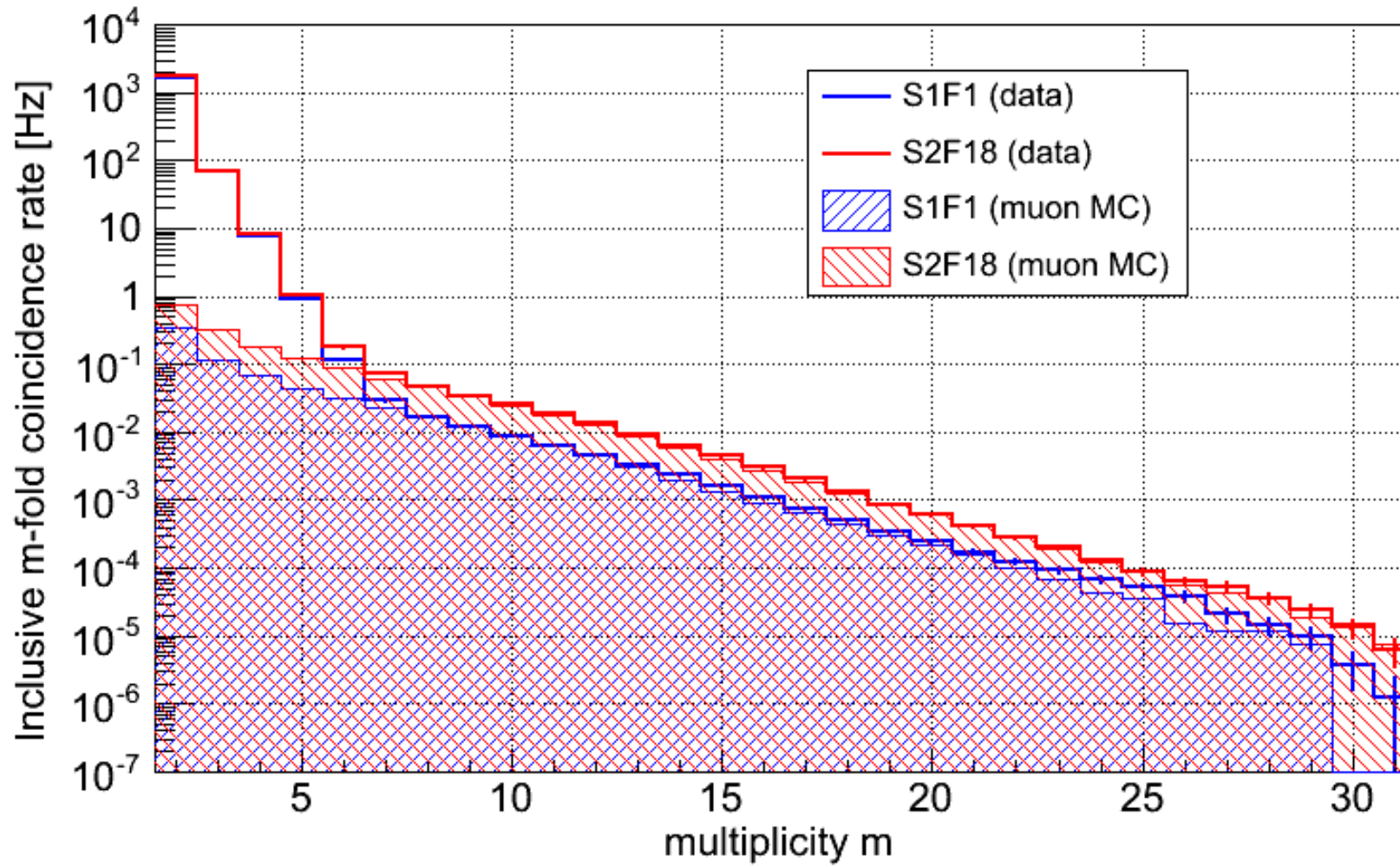


Fig. 9: Inclusive m-fold coincidence rate vs. multiplicity for DOM S1F1 and S2F18

# ARCA – Depth Dependence Analysis

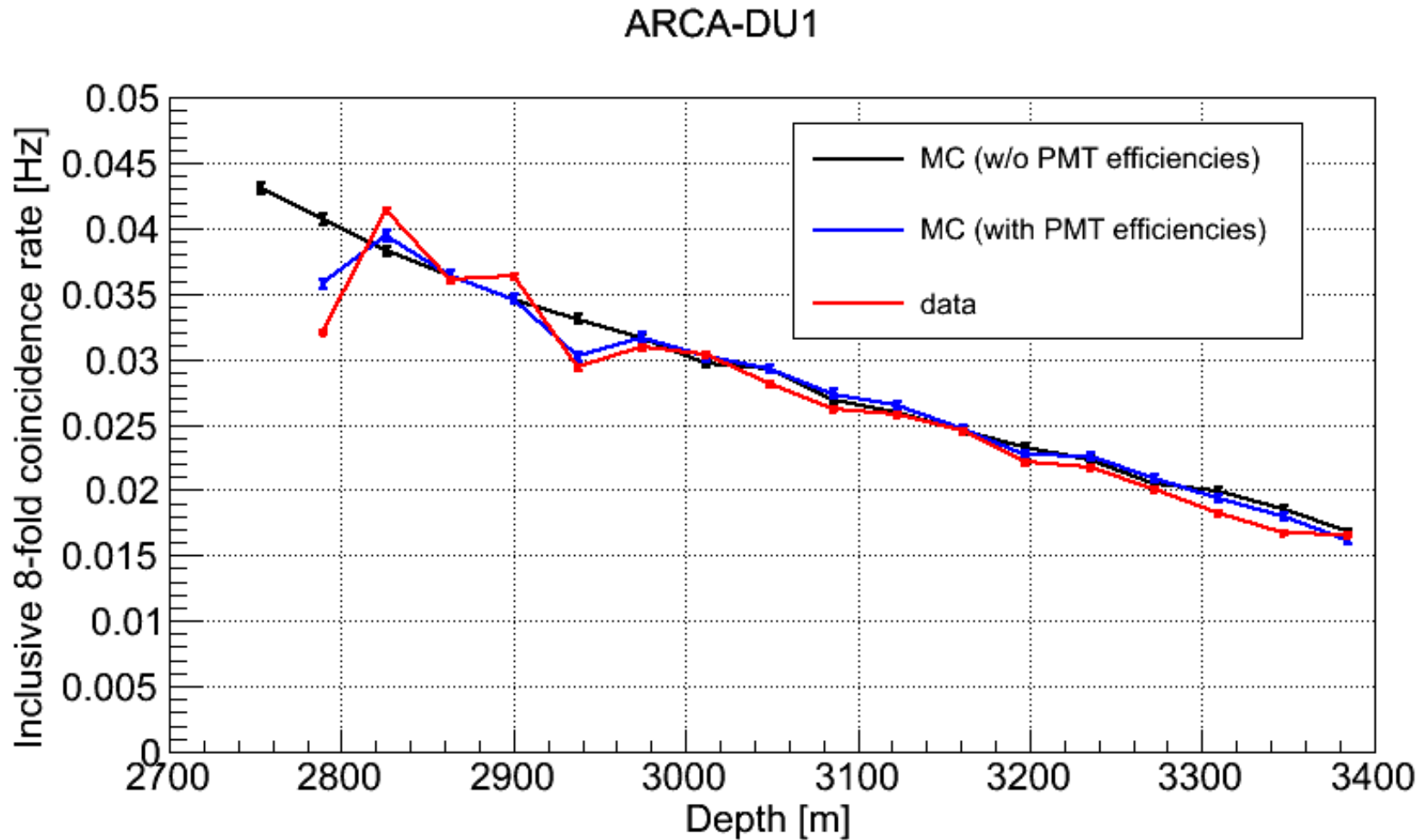
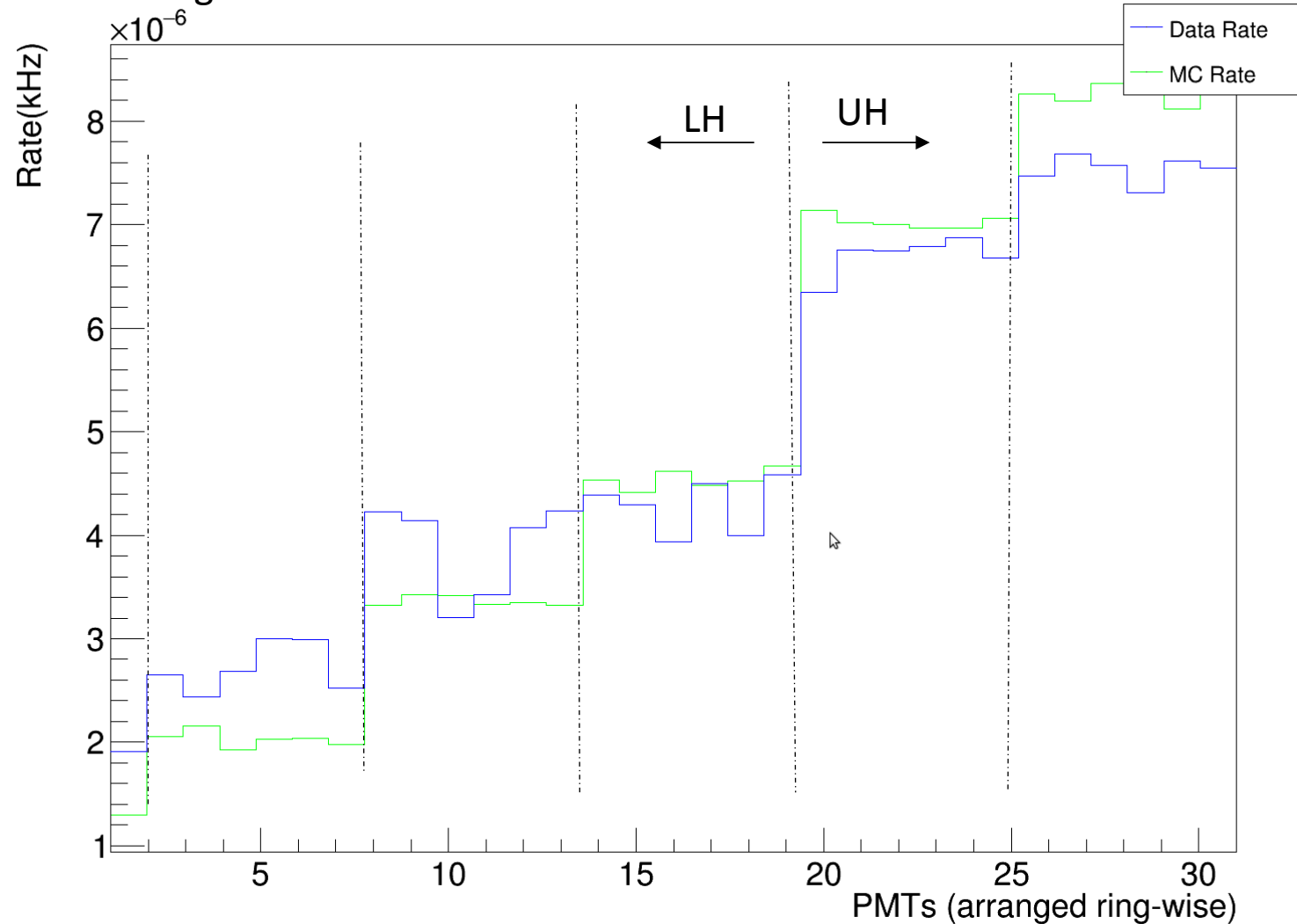


Fig. 10: Depth dependence of muon rates for 8-fold multiplicity in ARCA-DU1

# ARCA: PMTs in a ring (8-fold)

Fig. 11: Variation of PMT rates for DOM S1F1



# ToT Analysis

- ToT (Time over Threshold) is a measure of the charge deposited in the PMT
- Can be used to deduce the energy of the incident photon
- A threshold value of 0.3 p.e. used in KM3NeT ARCA
- ToT for the first p.e. peaks at around 26 ns
- A tail is seen in the ToT signal for PMTs; not yet understood if due to the 2<sup>nd</sup> p.e. strike

string 2, floor 6 (808976325), PMT 25

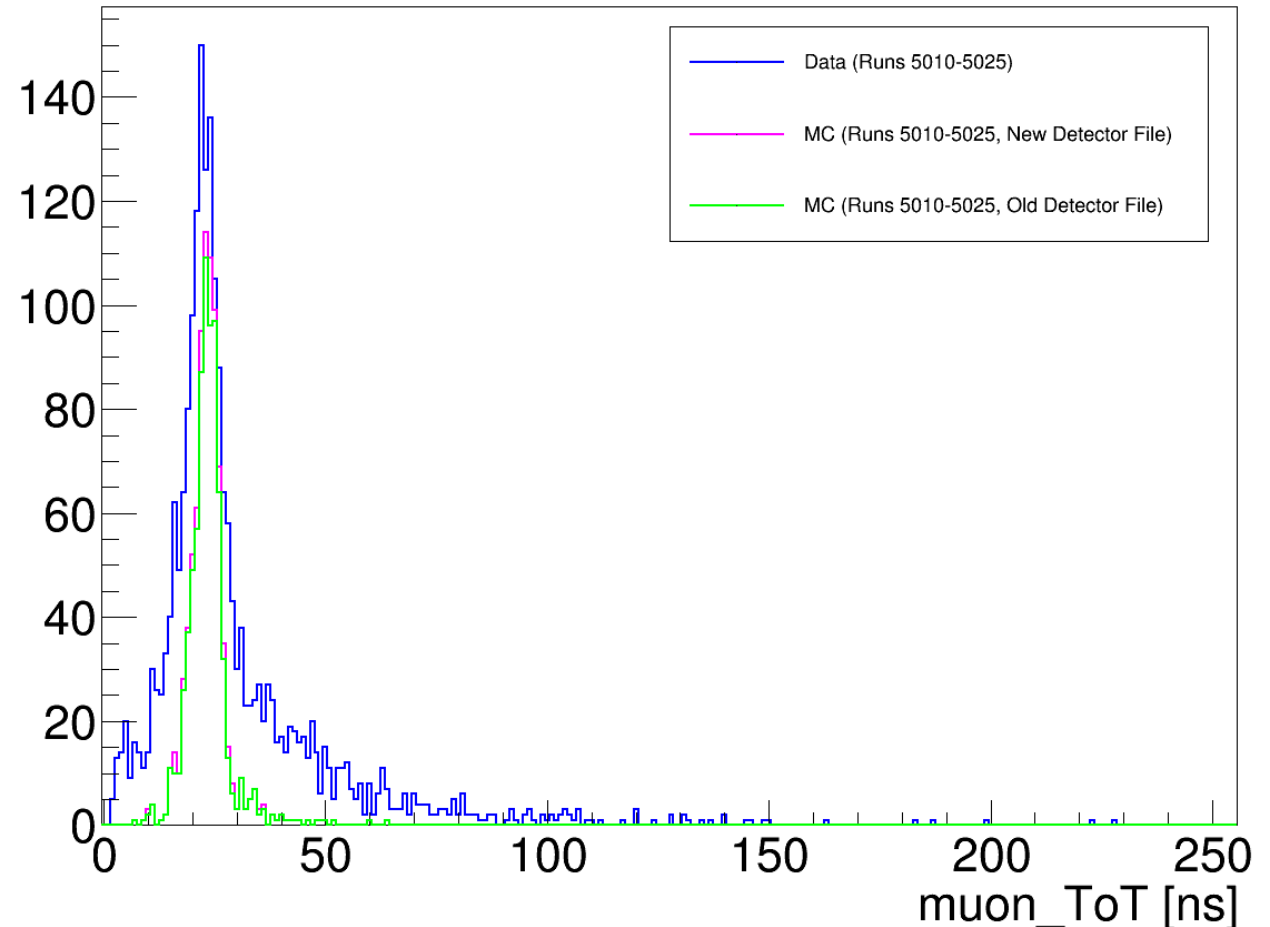


Fig. 12: Data and MC ToT signal for S2F6, PMT 25

# Future Goals with KM3NeT ARCA

- Many calibration and data validation studies ongoing
- The completed detector, along with IceCube, can cover the whole sky and form a global network of neutrino telescopes
- With its high angular precision, can be used to more precisely map the neutrino sources in the sky, especially point-like
- Can be used to set strong limits on the emission from AGNs and GRBs
- As a specific goal, useful for estimating the hadronic emission from BL-Lac objects
- Along with gamma-ray and G-wave observatories, form an important pillar of multi-messenger astronomy in the Northern hemisphere



# References

**[High-Energy Neutrino Astrophysics: Status and Perspectives](#)** - [Katz, U.F. et al.](#) Prog.Part.Nucl.Phys. 67 (2012) 651-704 arXiv:1111.0507 [astro-ph.HE]

**The Borexino detector at the Laboratori Nazionali del Gran Sasso**, [Borexino Collaboration](#): [G. Alimonti](#), et al., Nucl.Instrum.Meth.A600:568-593,2009

The GALLEX Detector and Ge71 extraction procedure;  
[https://www.mpihd.mpg.de/lin/research\\_history-y.en.html](https://www.mpihd.mpg.de/lin/research_history-y.en.html)

Understanding the Ghostly Neutrino, Greg Moore, Open Science Grid (  
<https://www.opensciencegrid.org/understanding-the-ghostly-neutrino/>)

**Comparison of electron and muon neutrino events;**  
[http://www.ps.uci.edu/~tomba/sk/tscan/compare\\_mu\\_e/](http://www.ps.uci.edu/~tomba/sk/tscan/compare_mu_e/)

**Letter of Intent for ARCA & ORCA, KM3NeT 2.0** , 19<sup>th</sup> July 2016, The KM3NeT Collaboration

HE Astrophysics/ARCA2 Analysis/Muon Dependence Rate, Martijn Jongen, Km3NeT Wiki;  
[http://wiki.km3net.de/index.php/HE\\_Astrophysics/ARCA2\\_Analysis/Muon\\_Dependence\\_Rate](http://wiki.km3net.de/index.php/HE_Astrophysics/ARCA2_Analysis/Muon_Dependence_Rate)

An aerial photograph of a large blue fishing net spread across a body of water. The net is composed of numerous vertical lines, each with small black floats. A prominent yellow buoy is attached to one of the lines near the top center. The water is a deep blue, and the net's structure creates a grid-like pattern over the surface.

**THANK YOU**